



SOLAR Max G

Dry coolers

General information & application

Dry coolers are often used for cooling down condenser water in air conditioning and refrigeration installations. In the processing industry, dry coolers are suitable for closed circuit cooling of various process liquids. The Fincoil SOLAR Max range is especially suitable when high capacities relative to available space, low energy consumption and/or low sound pressures are required.

Capacities* 146 up to 1638 kW

* water, EN1048.

Coil

Coil manufactured from copper tubes \varnothing 12.7 mm and corrugated Alu-fins, tube pitch 35 x 30.31 mm. Standard fin spacing is 2.3 mm.

Casing

Casing and framework of corrosion resistant, hot dip galvanised sheet steel.


Fan motors

2 to 12 axial fans available in a range of different fan speed executions, diameters 914 or 1240 mm. Enclosed design fan motors, protection class IP-54, class F insulation.

Motors are wired to the fans' safety switches (IP65) at the end of the unit. All fans have corrosion resistant fan blades and fan guards.

Certifications

All dry cooler models are "Eurovent Certify All" certified. The Alfa Laval Vantaa quality system is in accordance with ISO 9001. All products are manufactured according to CE and PED rules



SOLAR Max G

Test

Design pressure 6 barg. Each heat exchanger is leak tested with dry air.

Options

- Multi-circuiting (J)
- Water spraying system (D)
- Vibration dampers (S)
- Epoxy coated aluminium fins (Ep)
- Fin spacing 3 mm
- Step control (SC)
- Fan speed control with frequency converter (SVC)
- Casing epoxy painted, grey RAL 7040

Dry cooler selection & dimensions

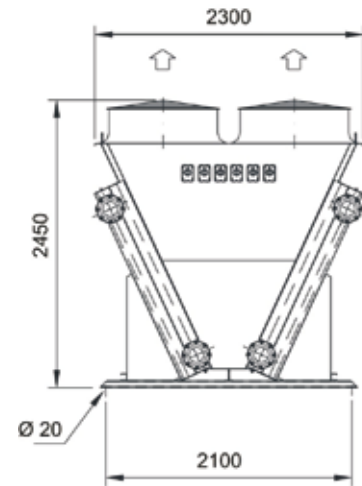
Dry cooler selection is to be performed with our 'FincoilSelect' Air Heat Exchanger selection software. Selection output includes all relevant technical data and dimensional drawings.



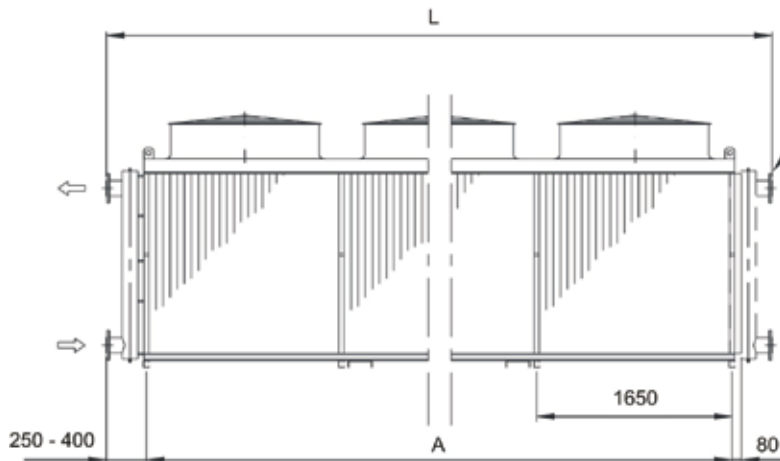
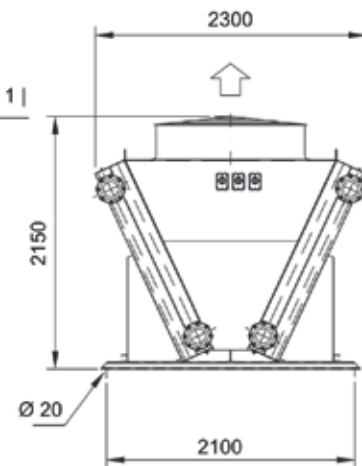
Dimensions & weights

Coil size	A (mm)	max. length L (mm)	no. of fixing points	net weight kg	int. volume l	surface area m ²
1	3300	4100	6	1220	160	840
2	3300	4100	6	1320	210	1120
3	3300	4100	6	1550	300	1680
4	4950	5750	8	1810	230	1260
5	4950	5750	8	1960	290	1680
6	4950	5750	8	2310	420	2520
7	6600	7400	10	2280	290	1680
8	6600	7400	10	2450	380	2240
9	6600	7400	10	2940	550	3360
10	8250	9050	12	2800	350	2100
11	8250	9050	12	3080	460	2800
12	8250	9050	12	3630	670	4200
13	9900	10700	14	3310	420	2520
14	9900	10700	14	3600	540	3360
15	9900	10700	14	4200	800	5040

Fan ø 914 mm

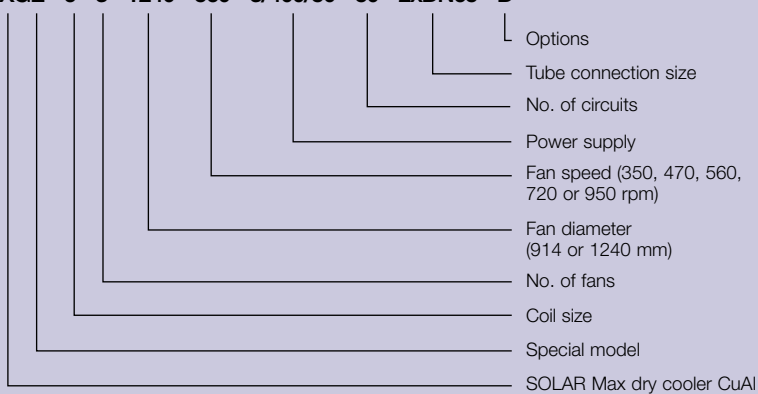


Fan ø 1240 mm



Code description

SXGE - 6 - 3 - 1240 - 560 - 3/400/50 - 50 - 2xDN65 - D



Benefits

- Heavy duty coil & casing materials, resulting in a long operational product life.
- Plain profile fins make the coil less prone to fouling and easier to clean.
- Excellent sound characteristics
- Reliable performance, Eurovent certified.
- Easy-install & maintenance.
- Energy efficient - low total cost of ownership.
- One full year product guarantee.

ERC00139EN 0809

Alfa Laval reserves the right to change specification without prior notification.

How to contact Alfa Laval

Up-to-date Alfa Laval contact details for all countries are always available on our website at www.alfalaval.com

